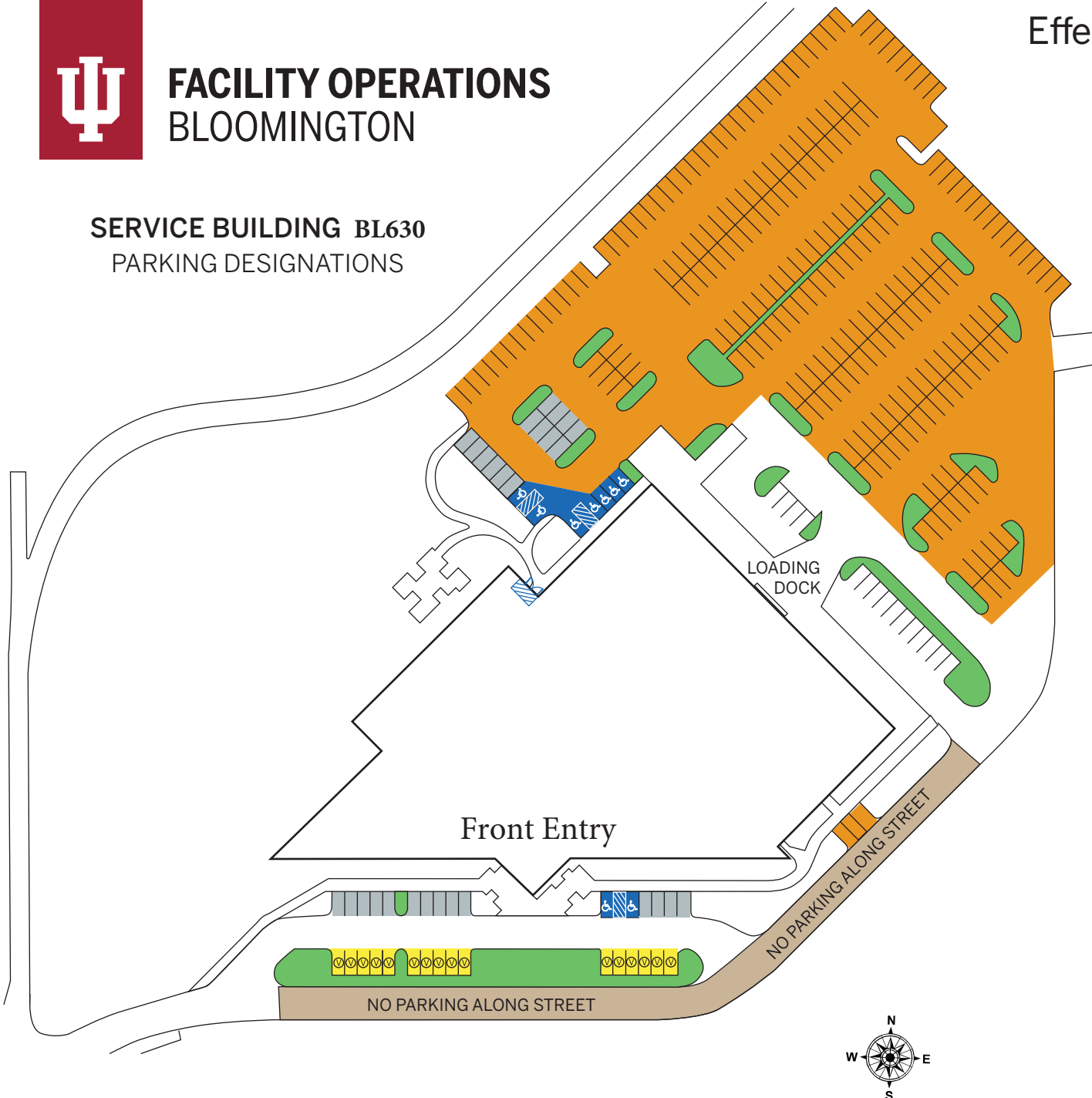








FACILITY OPERATIONS BLOOMINGTON

SERVICE BUILDING BL630 PARKING DESIGNATIONS

Effective October 1, 2017



- Please be advised that visitors to the Service Building are requested to park in designated visitor parking areas.
- Parking is prohibited on either side of the Service Building drive.
- Visitor Parking spaces are available near the front entrance to the Service Building and are clearly marked.
- Please do not park in any areas which require a parking permit (i.e., “EM-P,” “EM-S,” or any parking spaces reserved for “Handicapped” parking) unless you display the appropriate parking permit.
- **NOTICE** - If all visitor spaces are occupied, then overflow parking is available at the back of the building in any EM-S parking space.
 - Parking violations will not be issued in the overflow area when no visitor parking is available for bid openings or construction meetings.

LEGEND	
	ACCESSIBLE
	VISITOR
	EM-S
	EM-P