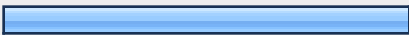















# 09-10 IUB Graduate Student Survey



1. In what school are you a student? If you are in a joint-degree program, please select the school in which you spend the most time.			
		Response Percent	Response Count
College of Arts and Science		62.5%	343
Jacobs School of Music		4.0%	22
Kelley School of Business		3.5%	19
School of Education		10.7%	59
School of Health, Physical Education, and Recreation		3.1%	17
School of Informatics		7.8%	43
School of Journalism		0.9%	5
School of Law		0.5%	3
School of Library and Information Science		0.7%	4
School of Optometry		0.2%	1
School of Public and Environmental Affairs		6.0%	33
		Department:	328
		<b>answered question</b>	<b>549</b>
		<b>skipped question</b>	<b>0</b>








2. What degree are you seeking?			
		Response Percent	Response Count
Masters/Professional/JD		25.3%	139
Doctoral		74.7%	410
		<i>answered question</i>	549
		<i>skipped question</i>	0




3. How many years of study have you completed at Indiana University?			
			Response Count
			549
			<i>answered question</i>
			<i>skipped question</i>
			549
			0







4. Are you funded as a Student Academic Appointee (SAA), with tuition remission, health insurance and a salary.			
		Response Percent	Response Count
Yes		100.0%	549
No		0.0%	0
		<i>answered question</i>	549
		<i>skipped question</i>	0

5. About how much is your monthly salary, after taxes?			
			Response Count
			517
			<i>answered question</i>
			<i>skipped question</i>
			517
			32

6. Are you a U.S. citizen?			
		Response Percent	Response Count
Yes		80.1%	438
No		19.9%	109
		<b>answered question</b>	<b>547</b>
		<b>skipped question</b>	<b>2</b>

7. What is your race?			
		Response Percent	Response Count
African American		6.1%	33
Asian American		2.4%	13
Latino		3.5%	19
Native American		0.2%	1
Pacific Islander		0.4%	2
<b>Caucasian</b>		<b>74.3%</b>	<b>400</b>
Other		15.4%	83
		<b>answered question</b>	<b>538</b>
		<b>skipped question</b>	<b>11</b>

8. What is your gender?			
		Response Percent	Response Count
Male		40.0%	219
Female		59.4%	325
Other		0.5%	3
		<b>answered question</b>	<b>547</b>
		<b>skipped question</b>	<b>2</b>

9. What is your current health insurance coverage?			
		Response Percent	Response Count
Voluntary Plan		2.7%	14
International Plan		3.0%	16
<b>SAA and Fellowship Plan</b>		<b>87.2%</b>	<b>458</b>
provider outside of IU		3.8%	20
do not have health insurance		0.4%	2
don't know		2.9%	15
		<b>answered question</b>	<b>525</b>
		<b>skipped question</b>	<b>24</b>

10. If you are not enrolled in one of the IU plans, please tell us your reasoning.			
		Response Percent	Response Count
I am covered by a different plan		73.1%	19
the offered plans are too expensive		11.5%	3
I feel like I don't need health insurance		0.0%	0
the offered coverage is not sufficient		11.5%	3
the process is too complicated		3.8%	1
I missed the enrollment deadline		3.8%	1
Other (please specify)		11.5%	3
<b>answered question</b>			<b>26</b>
<b>skipped question</b>			<b>523</b>

11. If you are enrolled in an IU plan, how satisfied are you with your current coverage?			
		Response Percent	Response Count
extremely satisfied		8.8%	43
<b>satisfied</b>		<b>75.4%</b>	<b>367</b>
dissatisfied		14.2%	69
extremely dissatisfied		1.6%	8
Please feel free to explain further:			123
<b>answered question</b>			<b>487</b>
<b>skipped question</b>			<b>62</b>

12. Please rank the importance of each item when you consider health insurance.					
	1 (Very Important)	2	3	4 (Not At All Important)	Response Count
emergency coverage	<b>78.5% (408)</b>	16.9% (88)	3.8% (20)	0.8% (4)	520
coverage of preexisting conditions	<b>54.0% (281)</b>	26.9% (140)	12.3% (64)	6.7% (35)	520
women's health	<b>63.2% (324)</b>	18.5% (95)	4.9% (25)	13.5% (69)	513
maternity coverage	<b>37.7% (193)</b>	22.3% (114)	14.6% (75)	25.4% (130)	512
pharmacy	<b>71.2% (370)</b>	22.9% (119)	4.2% (22)	1.7% (9)	520
dependent coverage	<b>31.5% (160)</b>	21.3% (108)	17.9% (91)	29.3% (149)	508
price	<b>74.4% (390)</b>	21.8% (114)	2.7% (14)	1.1% (6)	524
preventative coverage	<b>58.2% (292)</b>	32.9% (165)	7.2% (36)	1.8% (9)	502
				Other (please specify)	44
				<b>answered question</b>	<b>525</b>
				<b>skipped question</b>	<b>24</b>

13. Please rate the support services for your health coverage provided by each of the following.						
	1 (Excellent)	2	3	4 (Poor)	5 (Don't know/Haven't heard of it)	Response Count
Aetna	8.5% (44)	<b>38.7% (201)</b>	21.2% (110)	7.7% (40)	23.9% (124)	519
IU Human Resources	7.3% (36)	18.5% (91)	11.2% (55)	3.2% (16)	<b>59.8% (295)</b>	493
					<b>answered question</b>	<b>525</b>
					<b>skipped question</b>	<b>24</b>


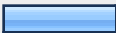





14. The GPSO has asked the administration to research the savings to students of making health insurance mandatory for all IU students on all campuses, anticipating that larger enrollment numbers could enable IU to negotiate better terms of coverage. Students could opt out if they had alternative coverage. There are currently 1,812 subscribers to the Voluntary Plan and this proposal could increase that number by tens of thousands across the IU system. Under what conditions would you support mandatory health insurance?



		Response Percent	Response Count
under any conditions		12.2%	64
only if the annual premium was lowered to under \$1,000		12.0%	63
only if the annual premium was lowered to under \$750		16.0%	84
only if the annual premium was lowered to under \$500		20.0%	105
under no conditions would I support this proposal		7.8%	41
<b>don't know</b>		<b>32.0%</b>	<b>168</b>
		<b><i>answered question</i></b>	<b>525</b>
		<b><i>skipped question</i></b>	<b>24</b>


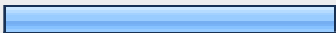


15. What changes, if any, would you like to see made to coverage under the IU plans?




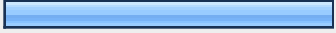


		Response Count
		144
		<b><i>answered question</i></b>
		<b><i>skipped question</i></b>
		<b>405</b>









16. About how much in additional funds do you need per year, on top of your stipend, to support yourself or your graduate studies?		
		Response Count
		453
<i>answered question</i>		453
<i>skipped question</i>		96

17. About how much in student loans have you had to borrow to continue your graduate studies at IU?			
		Response Percent	Response Count
none		48.5%	249
below \$10,000		16.8%	86
between \$10,000 and \$25,000		16.2%	83
between \$25,000 and \$50,000		8.4%	43
between \$50,000 and \$100,000		3.3%	17
over \$100,000		0.6%	3
cannot receive loans		6.2%	32
<i>answered question</i>			513
<i>skipped question</i>			36

18. Have you had to work a second job at Indiana University or a job outside of Indiana University to support yourself or your graduate studies?			
		Response Percent	Response Count
yes		43.3%	220
no		56.7%	288
<i>answered question</i>			508
<i>skipped question</i>			41

19. At those times you have worked two or more additional jobs, about how many hours a week have you spent on those jobs?			
		Response Percent	Response Count
less than 10 hours		34.3%	83
<b>10-20 hours</b>		<b>50.8%</b>	<b>123</b>
20-40 hours		14.0%	34
over 40 hours		0.8%	2
		<b>answered question</b>	<b>242</b>
		<b>skipped question</b>	<b>307</b>





20. In what ways, if any, has this additional work impeded your progress in your program or your work at Indiana University?			
		Response Percent	Response Count
delayed my ability to fulfill the course requirements in my program		21.0%	49
delayed my ability to successfully complete final or comprehensive examinations		12.0%	28
delayed work on my MA thesis, Ph.D. dissertation or final paper or project		34.8%	81
<b>impeded my research efforts</b>		<b>50.2%</b>	<b>117</b>
interfered with my teaching duties		23.6%	55
did not impede my progress or work		26.6%	62
		Other (please specify)	43
		<b>answered question</b>	<b>233</b>
		<b>skipped question</b>	<b>316</b>

21. What would you consider the highest priority needing to be addressed for graduate students at IU?			
		Response Percent	Response Count
the curriculum within programs		8.0%	41
the quality of faculty mentorship		9.9%	51
the availability of research support		12.0%	62
the availability of financial aid		12.0%	62
<b>the salaries for Student Academic Appointees (SAA)</b>		<b>42.9%</b>	<b>221</b>
the health and dental insurance benefits		7.2%	37
the social environment for graduate and professional students		3.3%	17
other consideration		4.7%	24
If you indicated that there was some other consideration, please identify that consideration			37
			<b>answered question</b>
			<b>515</b>
			<b>skipped question</b>
			<b>34</b>




22. The following groups and services receive funds from mandatory student fees, paid by all students. How often have you used or benefited from these groups or services?					
	Often	Occasionally	Rarely	Never	Response Count
IU Student Association	1.8% (9)	12.9% (65)	22.8% (115)	<b>62.6% (316)</b>	505
IU Student Television	1.8% (9)	2.6% (13)	7.7% (39)	<b>88.0% (448)</b>	509
Outdoor Adventures	1.0% (5)	3.9% (20)	11.8% (60)	<b>83.2% (422)</b>	507
Union Board	3.3% (17)	18.5% (94)	22.6% (115)	<b>55.5% (282)</b>	508
WIUX Radio Station	8.1% (41)	12.4% (63)	15.8% (80)	<b>63.7% (323)</b>	507
Graduate and Professional Student Organization	14.3% (73)	<b>41.0% (209)</b>	26.7% (136)	18.0% (92)	510
Campus Day Care	1.2% (6)	1.2% (6)	2.2% (11)	<b>95.4% (480)</b>	503
Campus Bus System	<b>31.3% (158)</b>	22.4% (113)	20.6% (104)	25.7% (130)	505
	<i>answered question</i>				<b>510</b>
	<i>skipped question</i>				<b>39</b>

23. Please indicate how often you use or read the following services?								
	1 (Multiple times a day)	2 (Daily)	3	4	5 (Monthly)	6 (Occasionally throughout the year)	7 (Never)	Response Count
Campus Bus System	10.0% (51)	4.5% (23)	12.4% (63)	8.1% (41)	7.5% (38)	26.2% (133)	<b>31.3% (159)</b>	
Bloomington Transit Bus System	19.6% (99)	8.7% (44)	12.5% (63)	8.1% (41)	6.0% (30)	19.6% (99)	<b>25.4% (128)</b>	
Indiana Daily Student	1.0% (5)	9.3% (47)	22.1% (112)	14.8% (75)	12.1% (61)	<b>25.7% (130)</b>	15.0% (76)	
GPSO website	0.0% (0)	0.6% (3)	6.2% (31)	12.5% (63)	13.9% (70)	<b>35.6% (179)</b>	31.2% (157)	
	<i>answered question</i>							
	<i>skipped question</i>							

24. The GPSO currently has a proposal to split the mandatory activity fee into two separate graduate and undergraduate fees. Some students have argued that the undergraduate population should not subsidize GPSO and Campus Daycare. Others argue that groups such as Union Board and IUSA do not focus on the unique needs and interests of graduate students. The GPSO proposal would result in undergraduate students funding IUSA, Union Board, IUSTV, WIUX and Outdoor Adventures and graduate students funding GPSO and Daycare. Under what conditions would you support this plan?

		Response Percent	Response Count
under any conditions		19.6%	100
<b>only if it did not affect services already offered (i.e.if Union Board still allowed graduate students to attend its film series free of charge).</b>		54.3%	277
under no conditions		4.3%	22
don't know		23.5%	120
		<b>answered question</b>	<b>510</b>
		<b>skipped question</b>	<b>39</b>

25. The GPSO has an initiative to create an optional green fee for IUB students. When you're paying your student fees, you would have the option of donating \$3.00 toward a fund to be used for sustainability projects on the IUB campus. This fund would be supervised by the Office of Sustainability. Would you sign a petition to establish this optional fee?

		Response Percent	Response Count
yes		67.3%	343
no		16.5%	84
don't know		16.3%	83
		<b>answered question</b>	<b>510</b>
		<b>skipped question</b>	<b>39</b>

26. Do you have any concerns you would like the GPSO to pursue in the next year?		Response Count
		118
	<i>answered question</i>	118
	<i>skipped question</i>	431

27. The GPSO will randomly select 10 survey respondents for \$5 gift certificates to Starbucks. If you would like to be eligible for one of these certificates, please provide your name and/or contact information.		Response Count
		312
	<i>answered question</i>	312
	<i>skipped question</i>	237

28. If you would like to be added to the GPSO list-serve to receive announcements about GPSO events, opportunities to apply for awards and grants or other announcements, please provide us with your e-mail address.		Response Count
		80
	<i>answered question</i>	80
	<i>skipped question</i>	469